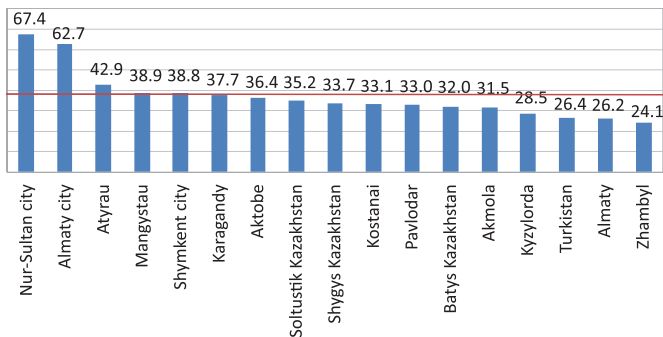


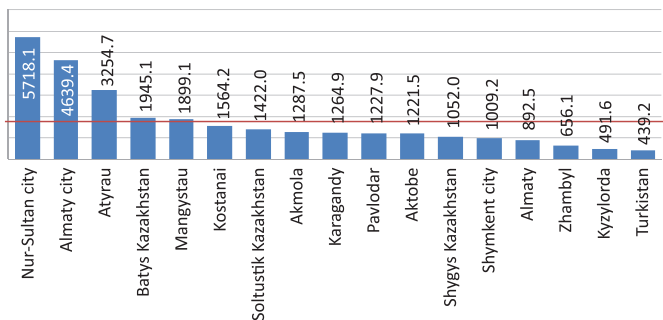
The share of operating SMEs in the total volume of registered

in percents



Production output by SMEs per capita

thousand tenge



Brief methodological explanations

The subjects of small and medium-sized enterprises include legal entities, individual entrepreneurs and peasant or farm enterprises, the activities of which are regulated by the Entrepreneurial Code of the Republic of Kazakhstan.

Small businesses are individual entrepreneurs without the formation of a legal entity and legal entities carrying out entrepreneurship, with an average annual number of employees of not more than one hundred people and an average annual income of not more than three hundred thousand times the monthly calculation indicator established by the law on the republican budget and effective on January 1 of the corresponding financial year.

The subjects of medium-sized businesses are individual entrepreneurs and legal entities engaged in entrepreneurship that are not related to small and large businesses.

Individual entrepreneurship is an independent, initiative activity of citizens of the Republic of Kazakhstan, oralman, aimed at obtaining net income, based on the property of individuals themselves and carried out on behalf of individuals, for their risk and under their property responsibility.

A peasant or farm is a labor association of persons in which the implementation of individual entrepreneurship is inextricably linked with the use of agricultural land for the production of agricultural products, as well as the processing and marketing of these products.

Do you need more information?

You can find all the main indicators of socio-economic development of the republic on the Internet-resource of the Bureau of National Statistics of the Agency for Strategic Planning and Reforms of the Republic of Kazakhstan www.stat.gov.kz.

The statistical collection «Small and medium-sized enterprises in the Republic of Kazakhstan» in dynamics for 2016-2020, will be formed in November 2021, and posted on the Bureau's Internet-resource, in the section «Official statistics»/«By industry»/«Statistical collections». The collection contains materials on the main indicators of small and medium-sized enterprises.

Also in the section «Small and medium-sized businesses» quarterly information is issued on a monthly basis, «Monitoring of small and medium-sized enterprises», where you can find information in the context of small and medium-sized enterprises.

Do you still have questions?

Contact the Department of national accounts:

Asset Nakipbekov
 Director of the Department
 Tel. +7 7172 749717
 E-mail: as.nakipbekov@aspire.gov.kz

Our coordinates:
 010000, Republic of Kazakhstan
 Nur-Sultan, 8, Mangilik el street
 House of Ministries, Entrance 4
 Informational service: +7 7172 749010, 749011
 Fax: +7 7172 749546
 E-mail: e.stat@aspire.gov.kz
 Internet-resource: <http://stat.gov.kz>

Circulation: 100 copies



Agency for Strategic planning and reforms
of the Republic of Kazakhstan
Bureau of National statistics

www.stat.gov.kz

Small and medium enterprises in the Republic of Kazakhstan



Do you know that...

- The share of employed in SMEs in the economically active population in 2020 in the Republic of Kazakhstan amounted to 37.8%. This indicator over the past 10 years has increased by 7.3%

As of January 1, 2021 the number of operating small and medium-sized enterprises (hereinafter referred to as SMEs) amounted to 1357.3 thousand units.

The number of employees in SMEs as of January 1, 2021 amounted to 3472.6 thousand people.

Production output (goods and services) by SMEs for 2020 amounted to 33627 billion tenge.

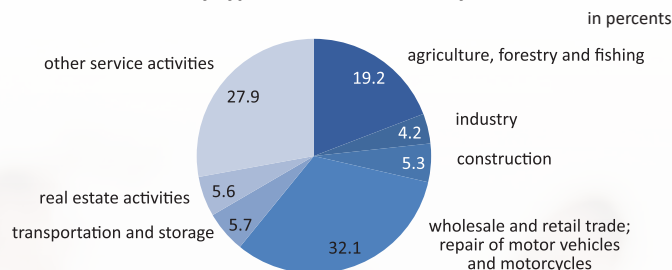
Key performance indicators of SMEs

	2018	2019	2020
The number of operating small and medium-sized enterprises, thousand units			
Total	1 241.3	1 330.2	1 357.3
including:			
small and medium enterprises	233.9	260.9	282.7
individual entrepreneurs	809.1	855.9	857.9
peasant or farm	198.3	213.4	216.7
The number of employees in small and medium enterprises, thousand people			
Total	3 321.9	3 448.7	3 472.6
including:			
small and medium enterprises	1 726.2	1 773.0	1 818.3
individual entrepreneurs	1 315.2	1 378.9	1 353.8
peasant or farm	280.5	296.8	300.5
Production output by small and medium-sized enterprises, billion tenge			
Total	26 473.1	32 387.0	33 627.0
including:			
small and medium enterprises	23 390.8	28 876.4	29 863.6
individual entrepreneurs	1 765.0	1 902.8	1 729.8
peasant or farm	1 317.3	1 607.8	2 033.6

Number of active SME entities

	2018	2019	2020
Republic of Kazakhstan			
Akmola	44.1	45.4	46.6
Aktobe	54.4	59.1	61.8
Almaty	115.6	122.4	123.2
Atyrau	46.8	49.9	50.2
Batys Kazakhstan	40.1	42.8	43.0
Zhambyl	63.3	70.0	69.3
Karagandy	84.0	88.3	90.2
Kostanai	51.1	52.5	52.5
Kyzylorda	42.3	46.3	48.7
Mangystau	51.1	52.9	52.9
Pavlodar	43.8	45.5	45.8
Soltustik Kazakhstan	29.0	30.1	30.3
Turkistan	130.8	142.0	140.6
Shygys Kazakhstan	87.7	88.9	90.4
Nur-Sultan city	124.7	134.5	144.8
Almaty city	174.5	190.2	197.1
Shymkent city	58.0	69.4	69.9

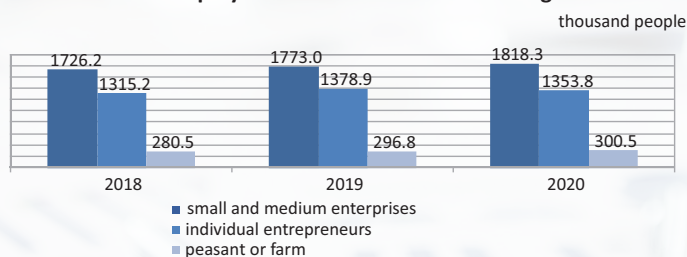
The structure of the number of operating SMEs by type of economic activity



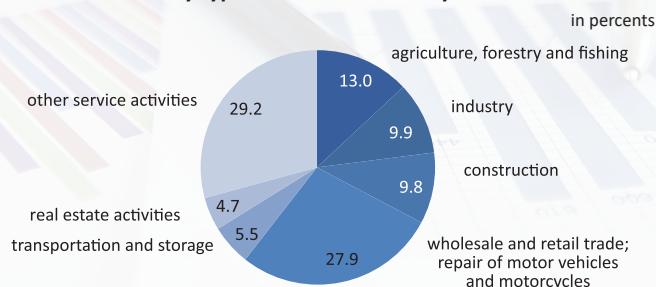
Number of employed in SMEs

	2018	2019	2020
Republic of Kazakhstan			
Akmola	133.7	132.1	131.9
Aktobe	141.9	153.2	159.3
Almaty	253.1	262.3	268.1
Atyrau	136.3	140.2	141.8
Batys Kazakhstan	115.1	120.6	108.0
Zhambyl	120.1	127.4	127.5
Karagandy	238.0	244.1	253.3
Kostanai	160.0	160.8	162.5
Kyzylorda	93.3	95.5	98.8
Mangystau	123.1	122.9	126.0
Pavlodar	134.0	138.4	134.1
Soltustik Kazakhstan	105.1	107.5	107.0
Turkistan	204.8	216.5	216.9
Shygys Kazakhstan	232.2	234.4	236.9
Nur-Sultan city	375.8	387.9	398.2
Almaty city	610.3	645.6	634.5
Shymkent city	145.1	159.3	167.8

Number of employed in SMEs in the context of legal forms



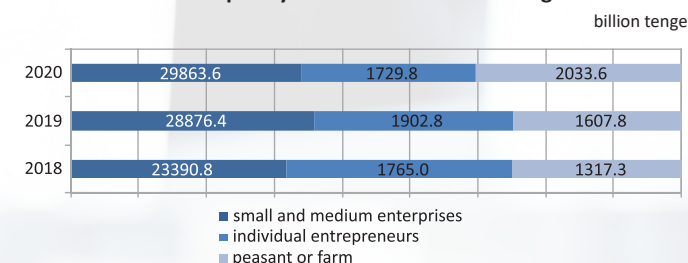
The structure of the number of employees in SMEs by type of economic activity



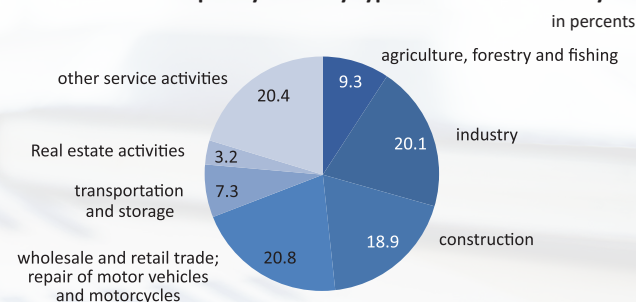
Production output by SMEs

	2018	2019	2020
Republic of Kazakhstan			
Akmola	785.7	820.9	947.8
Aktobe	894.9	960.2	1 084.7
Almaty	1 367.7	1 589.2	1 844.6
Atyrau	2 385.6	3 177.6	2 119.5
Batys Kazakhstan	1 510.1	1 628.6	1 281.9
Zhambyl	479.6	520.4	744.5
Karagandy	1 333.3	1 436.3	1 741.1
Kostanai	908.6	1 202.1	1 355.5
Kyzylorda	380.6	435.3	397.7
Mangystau	943.3	1 209.4	1 346.8
Pavlodar	745.7	898.5	922.8
Soltustik Kazakhstan	570.8	647.1	776.8
Turkistan	532.3	746.9	891.8
Shygys Kazakhstan	1 037.3	1 262.4	1 437.7
Nur-Sultan city	4 886.2	6 460.2	6 634.6
Almaty city	6 870.9	8 333.7	9 033.2
Shymkent city	840.5	1 058.2	1 066.0

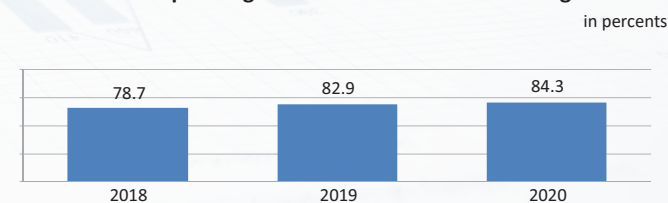
Production output by SMEs in the context of legal forms



The structure of output by SMEs by type of economic activity



The share of operating SMEs in the total volume of registered



Number of active SME entities in the context of legal form

